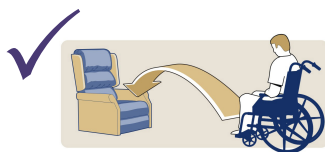


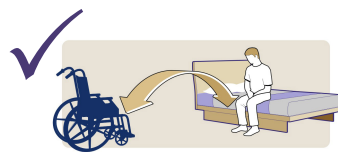
Full Back

The Oxford® Full Back sling is an easy fit, contoured sling designed to fit most clients. It offers excellent full body support and the correct size will fit snugly and give full protection for patients who go into extension or have involuntary movements or behavioural problems.

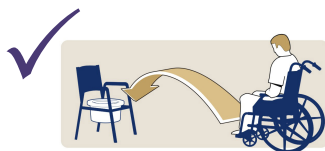
- ✓ Available in polyester solid or net material options
- ✓ Integrated, boned head support and leg padding as standard
- ✓ Colour coded binding indicates sling size
- ✓ Positioning handles allow easy patient repositioning
- ✓ Coloured attachment loops promote correct/safe positioning
- ✓ Modesty loop helps protect patient dignity during transfer
- ✓ Can be customised to fulfil patient specific needs



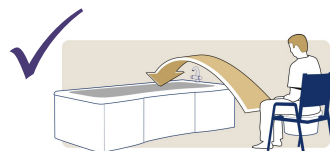
Chair to Chair



Bed to Chair/Chair to Bed



Chair to Commode/Toilet



Transfer to Bath



Floor to Bed/Chair

Size	Part No.	SWL
XS	SL1067	227 kg
S	SL1068	227 kg
M	SL1069	227 kg
L	SL1070	227 kg
XL	SPECIAL	227 kg

